



Enrollment Family Support Manual

Table of Contents

[Welcome to Enroll Austin - The Basics](#)

[Returning Families: Logging in for annual registration \(two options\)](#)

[New Families: Establishing a new account](#)

[Round 1: Creating an application to a special program.](#)

[Round 2: General Registration and General Transfer Window](#)—attend your zoned school or continue at your current school

[Round 2: General Registration and General Transfer Window](#)—create a new general transfer application

[Round 3: General Registration and Transfer Exception Requests](#) (coming soon!)

[PreK3 and PreK4 Applications](#) (coming soon!)

[Adding a New Student](#)

[Adding a Current or Former Student](#)

[Completing Annual Forms](#)

Welcome to Enroll Austin

This manual will help you complete enrollment/registration.

If at any point you need help, you can ask the registrar at your school or file an [AISD Help ticket](#).

The basic steps to enroll/register:

- Access the Enroll Austin application by logging in or creating a new account
- Confirm family information
- Confirm registration to zoned or continuing school (ITE) OR create a program or general transfer application.
- Submit Intent to Enroll (ITE) or program or general transfer application.
- Check for next steps.
- Complete and submit annual forms. *(Annual forms must be completed and submitted successfully to generate an Austin ISD student ID number for newly enrolling students.)*

For newly enrolling families, your parent portal account will be generated once at least one student has an Austin ISD student ID generated.

Annual re-registration and completion of annual forms is required of all students, every year!

What documents should I have ready to complete my annual forms?

All families returning to Austin ISD will need to submit the following documents:

- Child's immunization records (each year as updated)
- Parent/Guardian photo ID (if updated)
- Proof of guardianship (if applicable/updated)
- Proof of residency (each year. This can only be a current, within 45 days, electric bill, gas bill, lease or mortgage statement, property should be homestead)

Additionally, families enrolling for the first time will need to provide the following documents:

- Child's birth certificate (This can also be substituted with other documents that establish the child's identity, such as a statement of the child's date of birth issued for school admission purposes by Texas Vital Statistics, a passport, a school ID card, records or report card, a military ID, a hospital birth record, an adoption record, a church baptismal record, or any other legal document.)
- Child's immunization records
- Child's social security card (optional)
- Child's withdrawal form/last report card (if applicable)
- Parent/Guardian photo ID
- Proof of guardianship (if applicable)
- Proof of residency (This can only be a current, within 45 days, electric bill, gas bill, lease or mortgage statement, property should be homestead)

What documents will I need to apply for Pre-K?

PreK registration begins April 1 as the Texas Education Agency does not allow school districts to begin processing Pre-K documentation until April 1 of each year.

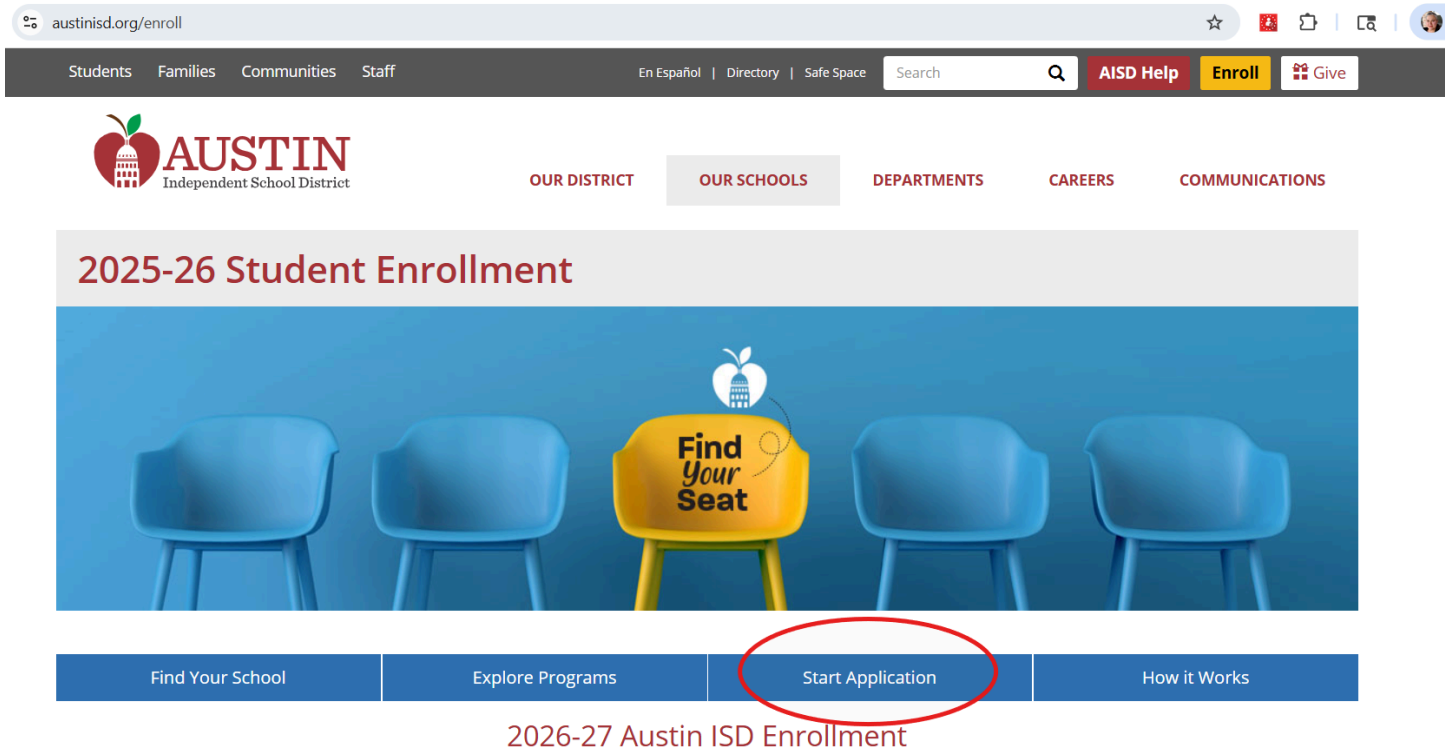
All families applying for Pre-K will be asked to provide the following documentation, in addition to the documents above:

- All applications for Pre-K:
 - Proof of Income: Most recent pay stub or unemployment statement, worker's compensation, disability payment, or no income statement
- If applicable to your family:
 - SNAP, TANF, or Medicaid Benefits: Most recent proof of benefits to include effective dates, case number, and child's name
 - Military Service: Statement of Service, Letter from Veterans Affairs stating eligibility for disability or Letter from Commanding Officer. Do NOT upload copies of Department of Defense identification
 - Foster Care: DFPS Verification Letter of PreK Eligibility or other documentation of foster care.
 - Star of Texas Award: Certificate or Letter from Governor or state representative

Returning Families: Logging in for annual registration (two options)

Option 1: Navigate to Austin ISD's enrollment website and click Start Application.

★Go to: <http://www.austinisd.org/enroll> and click Start Application.



Welcome!

★Enter the email connected to your Parent Portal.

- If you don't know what email is connected to your parent portal, please reach out to your school office.
- You may choose to use the application in Spanish by clicking *En Español* at the top. If you would like to use Arabic, Chinese (simplified), Myanmar (Burmese), Pashto, Persian, or Vietnamese, use the Google Select Language tool.



**Students new to
Austin ISD may
submit an
application for the
2025-26 school
year. Application for
2026-27 will open
January 12, 2026.**

New to Enroll Austin? Enter your email address to create an account.
Returning? Use the same email address as your AISD Portal account.

Important:

Staff: Do not use your staff email. Use a personal email address to avoid log-in issues.

For more information about the process visit www.austinisd.org/enroll

★After entering your email, you will be redirected to the Parent Portal. Complete the process by logging in with your Parent Portal email and password.

- You may log in with either your email or username.
- If you have forgotten your password, click “forgot password” on the second screen to be sent a password recovery email.
- If you have any issues with logging in, contact your school office for assistance. They can look up your email, username, and help reset your password.

AISD Portal



Login

 >
 >

[Forgot User Name?](#)

[Recuperar nombre de usuario](#)

[Create a Parent Account](#)

[Crear una cuenta de padres](#)

Please note that the use of the AISD computer network, computer equipment, and resources are not private and may be monitored for appropriate use. For further information, please refer to the AISD Responsible Use Policies on [this page](#). Your access to this AISD site and service constitutes your acceptance of all provisions of the AISD Responsible Use Policy.

★Success looks like this. Skip to next section.



En Español | [Select Language](#) ▼

[HOME](#) [FAMILY INFORMATION](#) [NEXT STEPS](#) [ANNUAL FORMS](#)

[LOGOUT](#)

Welcome to Enroll Austin!

Round 1 for 2026-27 **Admissions-based programs** opens January 12, 2026 and closes February 6, 2026.

Round 2 for 2026-27 **General Registration and General Transfers** opens February 16, 2026 and closes April 10, 2026.

Pre-K Round for 2026-27 **Pre-K3 and Pre-K4** opens April 1, 2026.

Students applying for admissions-based programs for 2026-27

Round One opens January 12, 2026 for these admissions-based programs. If you need more help please visit the [Austin ISD enrollment page](#).

High Schools

- Anderson High School IB Program
- Ann Richards School for Young Women Leaders
- Liberal Arts and Science Academy (LASA)
- McCallum Fine Arts Academy

Middle Schools

Option 2: Log into Parent Portal first.

★Go to <http://portal.austinisd.org>. Log in with your Parent Portal email and password.

- *You may log in with either your email or username.*
- *If you have forgotten your password, click "forgot password" on the second screen to be sent a password recovery email.*
- *If you have any issues with logging in, contact your school office for assistance. They can look up your email, username, and help reset your password.*

AISD Portal



Login

Continue



Scan QR Code



[Forgot User Name?](#)


[Recuperar nombre de usuario](#)

[Create a Parent Account](#)

[Crear una cuenta de padres](#)

Please note that the use of the AISD computer network, computer equipment, and resources are not private and may be monitored for appropriate use. For further information, please refer to the AISD Responsible Use Policies on [this page](#). Your access to this AISD site and service constitutes your acceptance of all provisions of the AISD Responsible Use Policy.

★Click on the Enroll Austin tile.



★Success looks like this. Go to next section.

- You may choose to use the application in Spanish by clicking *En Español* at the top. If you would like to use Arabic, Chinese (simplified), Myanmar (Burmese), Pashto, Persian, or Vietnamese, use the Google Select Language tool.



En Español |  Select Language ▼

HOME

FAMILY INFORMATION

NEXT STEPS

ANNUAL FORMS

LOGOUT

Welcome to Enroll Austin!

Round 1 for 2026-27 Admissions-based programs opens January 12, 2026 and closes February 6, 2026.

Round 2 for 2026-27 General Registration and General Transfers opens February 16, 2026 and closes April 10, 2026.

Pre-K Round for 2026-27 Pre-K3 and Pre-K4 opens April 1, 2026.

Students applying for admissions-based programs for 2026-27

Round One opens January 12, 2026 for these admissions-based programs. If you need more help please visit the [Austin ISD enrollment page](#).

High Schools

- Anderson High School IB Program
- Ann Richards School for Young Women Leaders
- Liberal Arts and Science Academy (LASA)
- McCallum Fine Arts Academy

Middle Schools

New Families: Establishing a new account

★ Navigate to Austin ISD's enrollment website and click Start Application.

Go to: <https://www.austinisd.org/enroll>.

The screenshot shows the Austin ISD enrollment website. At the top, there is a navigation bar with links for Students, Families, Communities, and Staff. Below this is a search bar and links for AISD Help, Enroll, and Give. The main header features the Austin ISD logo and navigation links for OUR DISTRICT, OUR SCHOOLS, DEPARTMENTS, CAREERS, and COMMUNICATIONS. The main content area has a banner for '2025-26 Student Enrollment' with a graphic of five chairs, one of which is yellow and labeled 'Find Your Seat'. Below the banner is a row of four buttons: 'Find Your School', 'Explore Programs', 'Start Application' (circled in red), and 'How it Works'. Below the buttons, the text '2026-27 Austin ISD Enrollment' is visible.

Welcome!

★ You will see the Enroll Austin log in screen



**Students new to
Austin ISD may
submit an
application for the
2025-26 school
year. Application for
2026-27 will open
January 12, 2026.**

New to Enroll Austin? Enter your email address to create an account.
Returning? Use the same email address as your AISD Portal account.

Important:

Staff: Do not use your staff email. Use a personal email address to avoid log-in issues.

For more information about the process visit www.austinisd.org/enroll

★ Enter the email address you would like to use to register your student(s) and click Continue.

- *The email address you use is important as it will be used for your Parent Portal and will be connected to your student(s) file(s) for their time in Austin ISD.*

★ You will receive an email to validate your email address. This will contain a link that takes you to the next screen below.

- *If you do not receive this email, check your email spam folder.*
- *At the end of the process, you will receive an email to set up your Austin ISD Parent Portal account.*

★ Complete all fields and click Continue.



En Español | [Select Language](#) ▼

Create Account

Please create your account by filling out the information below.


First Name

Last Name

Email

Cell Phone

☐ I'm not a robot


reCAPTCHA
[Privacy](#) - [Terms](#)

Back

Continue

© 2023 Austin Independent School District

★ Complete the Parent/Guardian Information form and click Save.

- The home address entered on this form will be the home address for the students you add.
- You may return and update information on this page at any time.



Parent/Guardian Information

Please enter your information below in order to finish creating your Parent/Guardian account.

First Name

Lily

Middle Name

Last Name

Hardman

Title

--None--

Generation

--None--

Date of Birth

5/17/1995

[9/20/2023]

Cell Phone

(703) 123-1234

Email

lhardman@salesforce.com

Permission to receive text messages ☐

Home Phone

Work Phone

Do any of your students have a parent or guardian who is an AISD Employee?

No

Home Address

Experiencing homelessness/displacement ☐

Address

2108 BARTON HILLS DR

Apt #

City

AUSTIN

State

TX

Zip Code

78704

Mailing Address Different than Home?

No

Back

Save

- ★ Click "Yes, accept the alterations" if a pop-up appears when validating your address.
 - This is very important to help identify your zoned schools.

We've made some changes to your address.

The address was slightly altered to match what USPS has in their databases. Bypassing this validation may result in missing information like distance from home and designated zone school on your student's application.

Original Address	Corrected Address
3703 Govalle Avenue	3703 Govalle Ave
Austin	Austin
TX	TX
78702	78702

[No, keep the original address](#) [Yes, accept the alterations](#)

★On the home page, scroll down to My Students. Click Enroll a New Student.

■ My Students

New Student?

If your child has never before attended a Austin ISD School, you can add them to your account and start their application.

Enroll a New Student

★Complete all boxes and select Next.

Enroll a New Student

Complete the following information if your student does not currently attend any school within the district. If your student does currently attend a school within the district, please return to the previous page and click "Add Them To Your Account."

Student First Name

Student Middle Name

Student Last Name

Student Generation

Student Date of Birth

Student Gender

Student's Current Grade 

Student's Grade Next Year

☐ My student was previously enrolled in Austin ISD

Back

Save

★ Congratulations! Your new student will now have a box in the My Students section of the page. Repeat for as many students are in the family.

Round 1: Creating an application to a special program.

★ Scroll down to the bottom of the home screen and find My Students section.

■ My Students

Student1 Does

2025-2026 School Year

Current Year Seat

Start

Submit Appeal

2026-2027 School Year

Program Application

✔ Submitted - Jan 5

👁 View Summary

Edit

Student2 Does

2026-2027 School Year

✖ Pre-K registration will open up in the Spring.

Sttudent3 Does

2025-2026 School Year

Current Year Seat

Start

Submit Appeal

2026-2027 School Year

Program Application

Start

General Registration and Transfer
Exception Requests

★ Locate the student you will be completing an application for and click the Start button under the 2026-2027 School Year Program Application.

Sttudent3 Does

2025-2026 School Year

Current Year Seat

Start

Submit Appeal

2026-2027 School Year

Program Application

Start

★ Review the Contact Information screen and make any updates needed. Then click Continue.

➤ If you need to change your address, navigate to the Family Information section in the top blue ribbon. This will change the address associated with all of your students.

Progress

0%

Contact Information

Enter your contact information and confirm your student's information. You may return to this page to make updates until the application window closes.

Email

anonymous@email.com

Cell Phone Number

(512) 555-5555

Method(s) of Contact

Email and Text

Permission to receive text messages ☒ [i](#)

Experiencing homelessness/displacement ☐ [i](#)

★On the next screen, you will see the special programs that are available in Round 1: Program Applications for your child's grade level. Select up to seven programs. Then click Continue.

➤ *You can click Back on most screens to go back to change information.*

Progress

50%



Select Your School(s)

On this page, you will select the schools that your student is interested in attending.

Student's Enrollment Application

- Apply to at least one school/program below. You may choose up to 7 options.
- The schools/programs you see below are the ones your student is eligible to apply to.
- Acceptances to admissions-based programs and transfers are not guaranteed.
 - K-12: You will always have a guaranteed seat at your zoned school.
 - PreK3 and PK4: Acceptance is based on eligibility and capacity. Visit www.austinisd.org/Prek for more information.
- Most transfer students are not eligible for school buses. Learn more at www.austinisd.org/transportation.

My School Information

Zoned School: Akins Early College High School

Current Austin ISD School: Lamar Middle School

For grades K-12, if an in-district student does not receive a seat at any of the schools selected, they are still eligible to attend their zoned school.

Search by School Name

Filter schools

Selected Schools/ Programs

Select	School/ Program Name	Info	Grades	Dist	Program Type	Website
<input type="checkbox"/>	Ann Richards School for Young Women Leaders (9-12)		9th-12th	6.53 mi	Application Based Program, Single Gender	
<input type="checkbox"/>	LASA - Liberal Arts and Science Academy		9th-12th	8.41 mi	Application Based Program	
<input type="checkbox"/>	McCallum High School: Fine Arts Academy - Band		9th-12th	12.21 mi	Fine Arts	
<input type="checkbox"/>	McCallum High School: Fine Arts Academy - Choir		9th-12th	12.21 mi	Fine Arts	
<input type="checkbox"/>	McCallum High School: Fine Arts		9th-12th	12.21 mi	Fine Arts	

Back

Continue

★On the next screen, click the programs in order to rank them. Then click Continue.

Progress

60%

Rank Schools

Rank the schools you are applying to in the order of preference. The system will consider availability of seats and student eligibility. The system tries to assign you the highest ranked available option, but acceptance is not guaranteed. Visit the [Student Enrollment page](#) to learn more about ranking schools on this application.

Please Select Your Rank 1 Program.

- ☐ Ann Richards School for Young Women Leaders (9-12)
- ☐ LASA - Liberal Arts and Science Academy
- ☐ McCallum High School: Fine Arts Academy - Band

Program Rankings:

Back

Progress

60%

Rank Schools

Rank the schools you are applying to in the order of preference. The system will consider availability of seats and student eligibility. The system tries to assign you the highest ranked available option, but acceptance is not guaranteed. Visit the [Student Enrollment page](#) to learn more about ranking schools on this application.

This is your selected order, click continue to confirm:

Program Rankings:

1. Ann Richards School for Young Women Leaders (9-12)
2. McCallum High School: Fine Arts Academy - Band
3. LASA - Liberal Arts and Science Academy

Undo

Restart

Back

Continue

★On the next screen, indicate if either parent is a military service member or peace officer. Then click Continue.

Progress

90%



Military or Peace Officer

HB 2892 allows students who are children of military service members or peace officers to receive priority when transferring. Applicants must provide proof to receive this priority.

Acceptable forms of documentation you may provide a copy of:

- Your Military ID Card
- DD Form 256

Austin ISD is not required to provide transportation if you are eligible for this priority.

Are you an Active Military or Peace officer?

Are you an active Military or Peace Officer?

No

Back

Continue

★The next screen provides a summary of your application for this student.

Progress

100%

Application Summary For Sttudent3

Print

Student & Parent/Guardian Information	
Student Name	Sttudent3 Does
Email	janetdoes@email.com
Cell Phone Number	(512) 555-1111
Method(s) of Contact	Email and Text
Permission to receive text messages	Yes
Experiencing homelessness/displacement	No
Street#/ Street Name	6421 Kedington St
Apartment #	
City	Austin
State	TX
Zip Code	78747

★ Scroll down on this screen and acknowledge Next Steps (if necessary).

➤ *If Next Steps are present, you must click to acknowledge before you can submit the application.*

▼ Program Next Steps

Ann Richards Next Steps:

Learn more about specific requirements here: <https://www.annrichardsschool.org/admissions/how-to-apply/>

☐ I acknowledge the required Next Steps

1. Complete the [Audition Information Form](#).

2. Review and [Complete Audition Requirements for Band Major](#).

3. Attend In-Person Auditions (Individual times for auditions will be scheduled by January 17th) January 24 - Band, Color Guard, Visual Arts, Theater, Technical Theater, and Choir; January 25 - Dance and Orchestra; January 31 Visual Arts, Cinematography, Piano, and Guitar. Make up Auditions by appointment.

Learn more about these required next steps at: <https://mccallumfinearts.austinschools.org/apply-now/admissions>

☐ I acknowledge the required Next Steps

LASA Next Steps:

Teacher Recommendations Required: 2 (math/science and English/social studies)

Next Steps Acknowledgement: Complete the LASA Application including 3 short answers, a creative work, and a creator's statement by January 30, 2026. (11:59 PM).

Take the CogAT Admissions Test at LASA on either January 10, 2026 or January 24, 2026.

More information can be found on our website: <https://lasa.austinschools.org/apply-to-lasa>

☐ I acknowledge the required Next Steps

★ Continue to scroll down and read the Terms and Conditions. Click Accepted Terms and Conditions. Click Submit.

➤ *You must click Accepted Terms and Conditions before you can submit the application.*

▼ Terms And Conditions

By electronically agreeing below, I confirm:

- All of the information I have provided is accurate, to the best of my knowledge.
- I am legally authorized to make educational decisions for my student.
- I understand that I have a guaranteed seat at my student's zoned school.
- I understand that applying for a program or general transfer does not mean that my student will be accepted.
- I understand that each school that we have applied to will be able to see my student's application information.
- I understand that if I need to submit documents in order to complete my application, I must do so by the deadline in order to be considered.
 - Examples include, but are not limited to, proof of address and/or report cards.
- I may accept only one enrollment offer for my student.
- I will need to accept or decline the offer within fourteen (14) calendar days from receiving the offer.
- If I don't accept an offer before the deadline, the offer will expire and another student may be offered this seat.
- I understand that my student's application data will not be shared with any organization for non-education related purposes.
- I understand when I accept a transfer for my student, that we agree to follow the school's standards for academic progress, attendance, discipline, parental cooperation, and if applicable, program expectations.
- I understand that any kind of transfer may be revoked using the procedure in [Austin ISD Board Policy](#).

☐ Accepted Terms And Conditions

Back

Submit

★Congratulations! You have submitted the application. Next navigate to Next Steps in the blue ribbon.



En Español |

HOME FAMILY INFORMATION NEXT STEPS ANNUAL FORMS



Success:

Thank you for submitting an application! An email confirmation will be sent to you with further information.

ATTENTION: Every student must complete [Annual Forms](#) as part of the registration process.

ATTENTION: Please navigate to [Next Steps](#) and Complete your Student's Next Steps to finish their application.

Welcome to Enroll Austin!

★Complete required next steps. These vary by the programs you have applied to.

➤ *For any questions about next steps, please contact the school.*



En Español |

HOME FAMILY INFORMATION NEXT STEPS ANNUAL FORMS

▼ Sttudent3 Does

Next Steps to Complete Application:

You have next steps. Please complete all of the items below to finish your application. These must be completed before the last day of the round. If you provided documents to the school, they do not need to be uploaded again.

Upload Documents*

Status: **Incomplete**

Upload



Ann Richards School for Young Women Leaders (9-12)*

Status: **Not Started**

Ann Richards Next Steps:

Learn more about specific requirements here: <https://www.annrichardsschool.org/admissions/how-to-apply/>

McCallum High School: Fine Arts Academy - Band*

Status: **Not Started**

1. Complete the [Audition Information Form](#).

★Next, navigate to Annual Forms. Scroll down for step by step help in the Annual Forms section.

Round 2: General Registration and General Transfer Window—attend your zoned school or continue at your current school

★To register your new student to attend their zoned school or your existing student to continue at your current school, click Start for the 2026-2027 School Year in your student's box in the My Student section at the bottom of the page.

First Step: Last Year's

2025-2026 School Year

Current Year Seat

Start

Submit Appeal

2026-2027 School Year

Program Application

✓ Submitted - Dec 12

View Summary

Edit

General Registration and General Transfer Requests

Start

★Review the Contact Information screen and make any updates needed. Then click Continue.

- If you need to change your address, navigate to the Family Information section in the top blue ribbon. This will change the address associated with all of your students.

HOME FAMILY INFORMATION NEXT STEPS ANNUAL FORMS

Progress

0%

Contact Information

Enter your contact information and confirm your student's information. You may return to this page to make updates until the application window closes.

Email	Cell Phone Number	Method(s) of Contact
anonymous@email.com	(512) 555-5555	Email and Text

Permission to receive text messages ☒ [i](#)

Experiencing homelessness/displacement ☐ [i](#)

★Click the first button under the school block, then click Continue.

Progress

40%



Intent to Enroll

Based on our records, it looks like **Student1** is set to attend **Blazier Primary School** in grade 1 for the 2026-2027 year. Does **Student1** intend to enroll at this school for the following school year?

Blazier Primary School

8601 Vertex Blvd.
Austin, TX 78744
(512) 841-8800
K-2nd

<https://blazier.austinschools.org/>

- ☐ Yes, your student would like to attend this school/program and will not be applying to any new schools/programs.
- ☐ Your student would like to apply to another school or to a different admissions-based program (e.g. magnet, fine arts academy, dual language, P-TECH, etc.).

Back

Continue

★Congratulations! You have submitted your intention to attend your zoned school or return to the school you have been attending. Click Home.



En Español |

Progress

100%



Intent to Enroll Confirmation

Thank you for indicating your plans for the 2026-2027 school year. Please navigate to the **Annual Forms** tab and submit your Student's Annual Forms. **Your enrollment will not be finalized until you complete these steps.**

Blazier Primary School

8601 Vertex Blvd.
Austin, TX 78744
(512) 841-8800

Home

★Next, navigate to Annual Forms. Scroll down for step by step help in the Annual Forms section.
(Look for a green bar titled Annual Forms)

Round 2: General Registration and General Transfer Window—create a new general transfer application

★To apply for a general transfer, click Start for the 2026-2027 School Year in your student's box in the My Student section at the bottom of the page.

First Step: Last Testing

2025-2026 School Year
Current Year Seat
Start
[Submit Appeal](#)

2026-2027 School Year
Program Application
✓ Submitted - Dec 12
[View Summary](#)
Edit

General Registration and General Transfer Requests
Start

★Review the Contact Information screen and make any updates needed. Then click Continue.

- If you need to change your address, navigate to the Family Information section in the top blue ribbon. This will change the address associated with all of your students.

Progress

0%

Contact Information

Enter your contact information and confirm your student's information. You may return to this page to make updates until the application window closes.

Email anonymous@email.com	Cell Phone Number (512) 555-5555	Method(s) of Contact Email and Text
-------------------------------------	--	---

Permission to receive text messages ☒ [i](#)

Experiencing homelessness/displacement ☐ [i](#)

★Click the second button under the school block, then click Continue.

Progress

40%



Intent to Enroll

Based on our records, it looks like **Student1** is set to attend **Blazier Primary School** in grade 1 for the 2026-2027 year. Does **Student1** intend to enroll at this school for the following school year?

Blazier Primary School

8601 Vertex Blvd.

Austin, TX 78744

(512) 841-8800

K-2nd

<https://blazier.austinschools.org/>

- ☐ Yes, your student would like to attend this school/program and will not be applying to any new schools/programs.
- ☐ Your student would like to apply to another school or to a different admissions-based program (e.g. magnet, fine arts academy, dual language, P-TECH, etc.).

Back

Continue

★ On the next screen, you will see the special programs that are available in Round 2: General Registration and General Transfer Window for your child's grade level. Select up to seven programs. Then click Continue.

➤ You can click Back on most screens to go back to change information.

Progress

50%



Select Your School(s)

On this page, you will select the schools that your student is interested in attending.

Student's Enrollment Application

- Apply to at least one school/program below. You may choose up to 7 options.
- The schools/programs you see below are the ones your student is eligible to apply to.
- Acceptances to admissions-based programs and transfers are not guaranteed.
 - K-12: You will always have a guaranteed seat at your **zoned** school.
 - PreK3 and PK4: Acceptance is based on eligibility and capacity. Visit www.austinisd.org/Prek for more information.
- Most transfer students are not eligible for school buses. Learn more at www.austinisd.org/transportation.

My School Information

Zoned School: Akins Early College High School

Current Austin ISD School: Lamar Middle School

For grades K-12, if an in-district student does not receive a seat at any of the schools selected, they are still eligible to attend their zoned school.

Search by School Name

Filter schools

Selected Schools/ Programs

Select	School/ Program Name	Info	Grades	Dist	Program Type	Website
<input type="checkbox"/>	Ann Richards School for Young Women Leaders (9-12)		9th-12th	6.53 mi	Application Based Program, Single Gender	
<input type="checkbox"/>	LASA - Liberal Arts and Science Academy		9th-12th	8.41 mi	Application Based Program	
<input type="checkbox"/>	McCallum High School: Fine Arts Academy - Band		9th-12th	12.21 mi	Fine Arts	
<input type="checkbox"/>	McCallum High School: Fine Arts Academy - Choir		9th-12th	12.21 mi	Fine Arts	
<input type="checkbox"/>	McCallum High School: Fine Arts		9th-12th	12.21 mi	Fine Arts	

Back

Continue

★On the next screen, click the programs in order to rank them. Then click Continue.

Progress

60%

Rank Schools

Rank the schools you are applying to in the order of preference. The system will consider availability of seats and student eligibility. The system tries to assign you the highest ranked available option, but acceptance is not guaranteed. Visit the [Student Enrollment page](#) to learn more about ranking schools on this application.

Please Select Your Rank 1 Program.

- ☐ Ann Richards School for Young Women Leaders (9-12)
- ☐ LASA - Liberal Arts and Science Academy
- ☐ McCallum High School: Fine Arts Academy - Band

Program Rankings:

Back

Progress

60%

Rank Schools

Rank the schools you are applying to in the order of preference. The system will consider availability of seats and student eligibility. The system tries to assign you the highest ranked available option, but acceptance is not guaranteed. Visit the [Student Enrollment page](#) to learn more about ranking schools on this application.

This is your selected order, click continue to confirm:

Program Rankings:

1. Ann Richards School for Young Women Leaders (9-12)
2. McCallum High School: Fine Arts Academy - Band
3. LASA - Liberal Arts and Science Academy

Undo

Restart

Back

Continue

★On the next screen, indicate if either parent is a military service member or peace officer. Then click Continue.

Progress

90%



Military or Peace Officer

HB 2892 allows students who are children of military service members or peace officers to receive priority when transferring. Applicants must provide proof to receive this priority.

Acceptable forms of documentation you may provide a copy of:

- Your Military ID Card
- DD Form 256

Austin ISD is not required to provide transportation if you are eligible for this priority.

Are you an Active Military or Peace officer?

Are you an active Military or Peace Officer?

No

Back

Continue

★The next screen provides a summary of your application for this student.

Progress

100%

Application Summary For Sttudent3

Print

Student & Parent/Guardian Information	
Student Name	Sttudent3 Does
Email	janetdoes@email.com
Cell Phone Number	(512) 555-1111
Method(s) of Contact	Email and Text
Permission to receive text messages	Yes
Experiencing homelessness/displacement	No
Street#/ Street Name	6421 Kedington St
Apartment #	
City	Austin
State	TX
Zip Code	78747

★ Scroll down on this screen and acknowledge Next Steps (if necessary).

➤ If Next Steps are present, you must click to acknowledge before you can submit the application.

▼ Program Next Steps

Ann Richards Next Steps:

Learn more about specific requirements here: <https://www.annrichardsschool.org/admissions/how-to-apply/>

☐ I acknowledge the required Next Steps

1. Complete the [Audition Information Form](#).

2. Review and [Complete Audition Requirements for Band Major](#).

3. Attend In-Person Auditions (Individual times for auditions will be scheduled by January 17th) January 24 - Band, Color Guard, Visual Arts, Theater, Technical Theater, and Choir; January 25 - Dance and Orchestra; January 31 Visual Arts, Cinematography, Piano, and Guitar. Make up Auditions by appointment.

Learn more about these required next steps at: <https://mccallumfinearts.austinschools.org/apply-now/admissions>

☐ I acknowledge the required Next Steps

LASA Next Steps:

Teacher Recommendations Required: 2 (math/science and English/social studies)

Next Steps Acknowledgement: Complete the LASA Application including 3 short answers, a creative work, and a creator's statement by January 30, 2026. (11:59 PM).

Take the CogAT Admissions Test at LASA on either January 10, 2026 or January 24, 2026.

More information can be found on our website: <https://lasa.austinschools.org/apply-to-lasa>

☐ I acknowledge the required Next Steps

★ Continue to scroll down and read the Terms and Conditions. Click Accepted Terms and Conditions. Click Submit.

➤ You must click Accepted Terms and Conditions before you can submit the application.

▼ Terms And Conditions

By electronically agreeing below, I confirm:

- All of the information I have provided is accurate, to the best of my knowledge.
- I am legally authorized to make educational decisions for my student.
- I understand that I have a guaranteed seat at my student's zoned school.
- I understand that applying for a program or general transfer does not mean that my student will be accepted.
- I understand that each school that we have applied to will be able to see my student's application information.
- I understand that if I need to submit documents in order to complete my application, I must do so by the deadline in order to be considered.
 - Examples include, but are not limited to, proof of address and/or report cards.
- I may accept only one enrollment offer for my student.
- I will need to accept or decline the offer within fourteen (14) calendar days from receiving the offer.
- If I don't accept an offer before the deadline, the offer will expire and another student may be offered this seat.
- I understand that my student's application data will not be shared with any organization for non-education related purposes.
- I understand when I accept a transfer for my student, that we agree to follow the school's standards for academic progress, attendance, discipline, parental cooperation, and if applicable, program expectations.
- I understand that any kind of transfer may be revoked using the procedure in [Austin ISD Board Policy](#).

☐ Accepted Terms And Conditions

Back

Submit

★Congratulations! You have submitted the application.



[En Español |](#)

[HOME](#) [FAMILY INFORMATION](#) [NEXT STEPS](#) [ANNUAL FORMS](#)



Success:

Thank you for submitting an application! An email confirmation will be sent to you with further information.

ATTENTION: Every student must complete [Annual Forms](#) as part of the registration process.

ATTENTION: Please navigate to [Next Steps](#) and Complete your Student's Next Steps to finish their application.

Welcome to Enroll Austin!

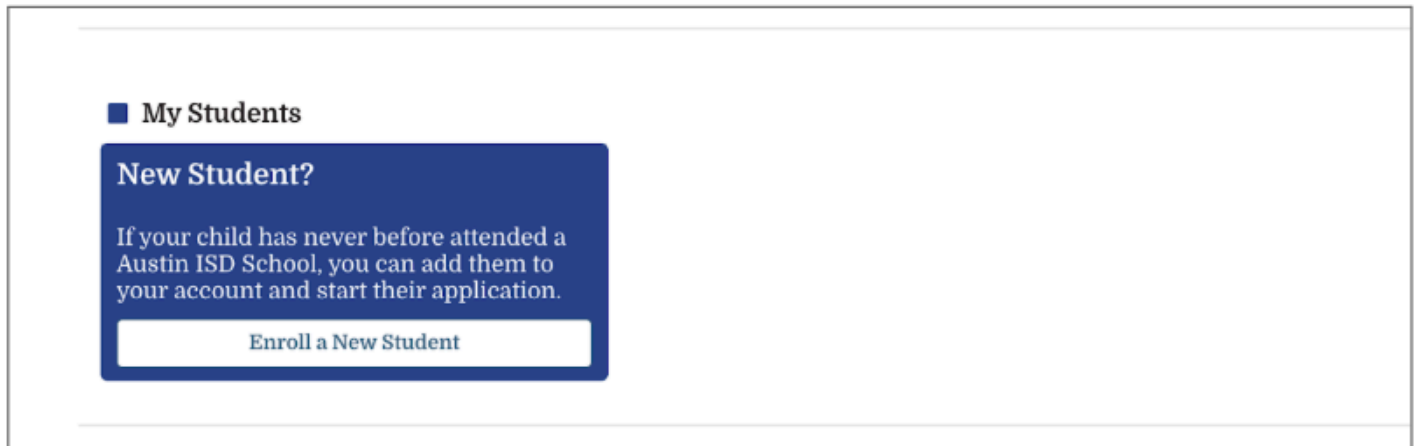
★Next, navigate to Annual Forms in the blue ribbon at the top of the screen. Scroll down for step by step help in the Annual Forms section.

Round 3: General Registration and Transfer Exception Requests (coming soon!)

PreK3 and PreK4 Applications (coming soon!)

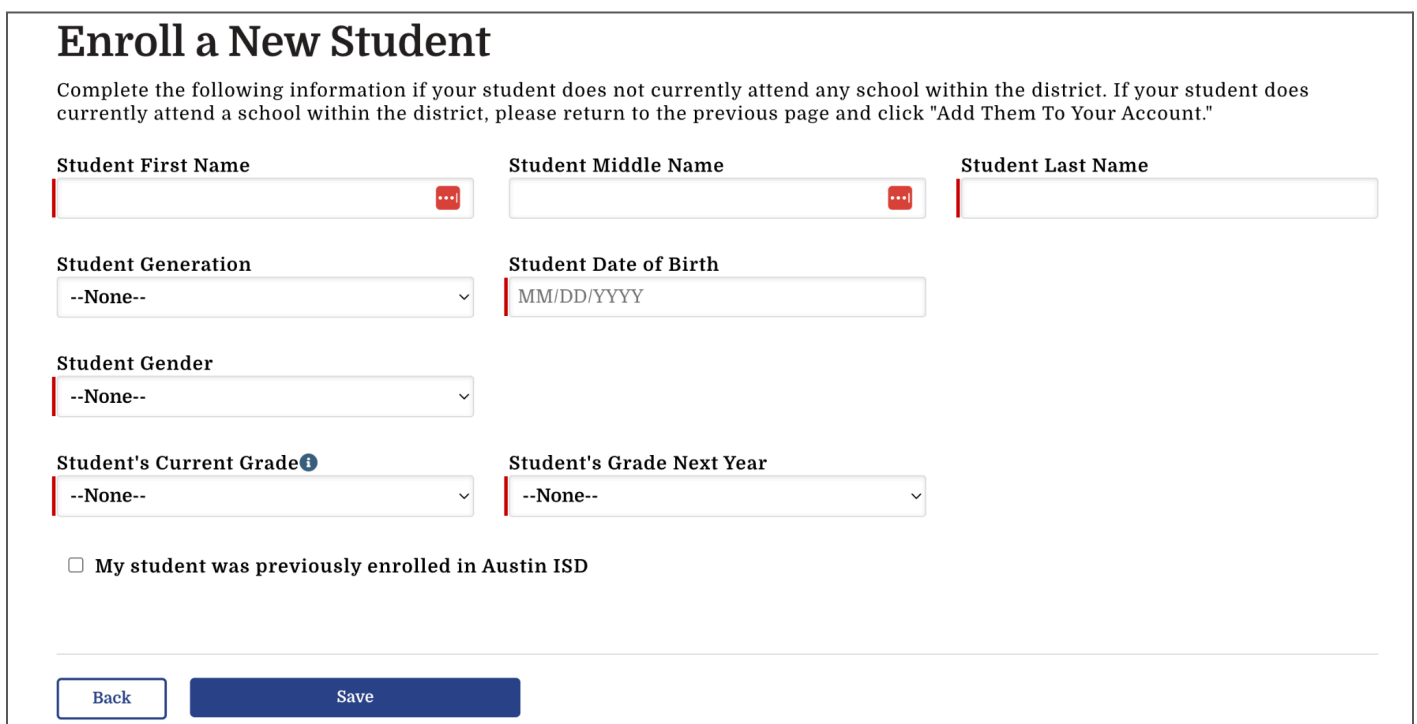
Adding a New Student

- ★ In the My Students section, locate the blue New Student box, and select Enroll a New Student.
 - Take care to determine if you need to create a new student versus adding a student to your account using their Austin ISD student ID, as duplicate student files causes errors in the system.



The screenshot shows a web interface with a section titled "My Students". Inside this section is a blue box titled "New Student?". The text inside the box says: "If your child has never before attended a Austin ISD School, you can add them to your account and start their application." Below this text is a white button with the text "Enroll a New Student".

- ★ Complete all boxes and select Next.



The screenshot shows a form titled "Enroll a New Student". Below the title is a paragraph: "Complete the following information if your student does not currently attend any school within the district. If your student does currently attend a school within the district, please return to the previous page and click "Add Them To Your Account."". The form contains several input fields:

- Student First Name (text input)
- Student Middle Name (text input)
- Student Last Name (text input)
- Student Generation (dropdown menu, currently showing "--None--")
- Student Date of Birth (text input, placeholder: MM/DD/YYYY)
- Student Gender (dropdown menu, currently showing "--None--")
- Student's Current Grade (dropdown menu, currently showing "--None--", with an information icon)
- Student's Grade Next Year (dropdown menu, currently showing "--None--")

Below these fields is a checkbox labeled "My student was previously enrolled in Austin ISD". At the bottom of the form are two buttons: "Back" and "Save".

- ★ Congratulations! Your new student will now have a box in the My Students section of the page.

Adding a Current or Former Student

★ Existing or former Austin ISD students should automatically appear on your dashboard. However, if you do not see one, you can add one.

★ Under the My Students section, find the question “Don’t see your current or former student listed below?” and click on the hyperlinked phrase “add them to your account.”

➤ *You will need this student’s Austin ISD ID number. You have several options to find it.*

- Log into [Parent Portal](#) and check [Parent Self Serve](#),
- Contact [your school](#)
- Find it on a previous Austin ISD report card; or
- [Create a ticket](#)

Don't see your current or former student listed below?

If your child is a current or former Austin ISD student but is not on your dashboard, [add them to your account.](#)

■ My Students

Student1 Does

Student2 Does

Student3 Does

★ Complete the form with the necessary information.

Add Current or Former AISD Student

Complete this form to find your student.

Need their ID number(s)? You have several options.

- Log into [Parent Portal](#) and check [Parent Self Serve](#),
- Contact [your campus](#)
- Find it on a previous Austin ISD report card; or
- [Create a ticket](#)

Not a current or former student? Click "Back" and click "Enroll a New Student".

Student First Name

Student Last Name

Student Date of Birth

Student Gender

Student Frontline Id

Back

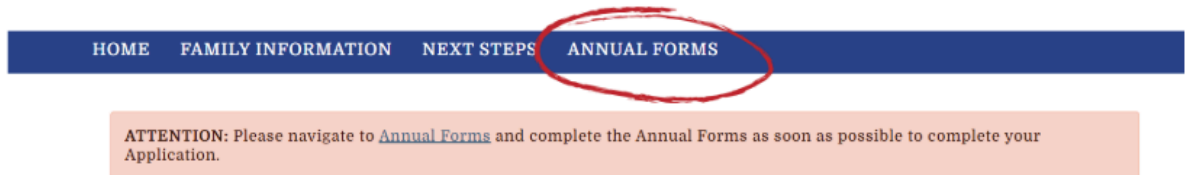
Submit

★ This student should now appear in your My Students section, ready to complete registration.

Completing Annual Forms

★After you have submitted your Intent to Enroll or Program or Transfer application, you must complete annual forms. These forms provide necessary information to Austin ISD and your school(s).

★Click Annual Forms in the blue ribbon at the top of the screen.



[En Español |](#)

HOME FAMILY INFORMATION NEXT STEPS ANNUAL FORMS

Annual Forms

Complete each Annual Form below to complete your student's registration.

1. Complete the Family Forms and click "Submit Family Forms." This must be done before you can submit the Student Forms. Family Forms only need to be completed once per family.
2. You may save each form if you need to come back to it later. Click "Finish" when the form is complete. After you click "Finish," the form status will change to "Complete - Ready to Submit" on the table of contents.
3. Once all Student Forms show a status of "Completed - Ready to Submit," click "Submit All Forms." If the "Submit All Forms" button is inactive, submit an AISD Help Ticket.




Forms may not be edited after they have been submitted. If you need to update any information, visit your student's campus. Information provided on these forms will become part of the student's record for the [2026-27] school year.

ATTENTION PRE-K FAMILIES: In order to determine eligibility for Pre-K enrollment, you must provide the required documents listed on [this checklist](#) to your campus of first choice. Visit the [Pre-K website](#) for more information.

★First, complete the Family Annual Forms. These forms will be applied to all students in your family.

Parent Family Annual Forms

2025-2026

-  **Income Verification Form**
Status: Not Started ✗
[Start](#)
-  **Migratory Employment Form**
Status: Not Started ✗
[Start](#)
-  **Informational Form**
Status: Not Started ✗
[Start](#)

[Submit Family Forms](#)

- ★ Click Start for each form. Complete the form and click Finish.
 - If you need to save and come back, click Save instead of Finish.
 - Each form can be edited before you click Submit Family Forms. Forms may not be edited after you click Submit Family Forms. If you need to change information after you have submitted, please contact the front office at your school.
- ★ Each form has a confirmation pop-up. Click Confirm to finish the form.

Attention: If you have completed this form with all of the information needed, please click Confirm. Please note, clicking Finish does not SUBMIT your form just yet. Once you complete all of your forms on the Annual Forms tab for your Student, you will still need to click 'Submit My Forms' to Submit your forms.

[Cancel](#) [Confirm](#)

- ★ Once you have completed all family forms, click Submit Family Forms. Each form will then indicate Status: Submitted with a green check.
 - Each form can be edited before you click Submit Family Forms. Forms may not be edited after you click Submit Family Forms. If you need to change information after you have submitted, please contact the front office at your school.

Parent Family Annual Forms

2025-2026



Income Verification Form

Status: Submitted ✓

[View Form](#)



Migratory Employment Form

Status: Submitted ✓

[View Form](#)



Informational Form

Status: Submitted ✓

[View Form](#)

★Next complete the student forms for each student.

FirstTest2 LastTesting2 Annual Forms

2025-2026



Additional Student Information Form

Status: Not Started ✗

[Start](#)



Consent Form

Status: Not Started ✗

[Start](#)



Foster Military Form

Status: Not Started ✗

[Start](#)



Health Form

Status: Not Started ✗

[Start](#)



Student Residency Form

Status: Not Started ✗

[Start](#)



Supporting Documentation

Status: Not Started ✗

[Start](#)

[Submit All Forms](#)

★Special note about the Supporting Documentation form. This form is where you can upload required personal documents, mark that you will bring these documents to your school, or mark Not Applicable (if allowed.)

Please note that additional documentation may be requested by the campus in order to complete enrollment if those documents are not attached electronically during this online registration process.

Student Name:
Student, Elementary

Student Date of Birth:
1/1/2015

Student Frontline Id:
10072553

How will you provide Proof of Residency?

Upload

How will you provide Child's Birth Certificate?

Bring to Campus

How will you provide Child's Immunization Record?

Bring to Campus

How will you provide Child's withdrawal form/last report card (if applicable)?

Bring to Campus

How will you provide Parent/guardian photo ID?

Bring to Campus

How will you provide Proof of guardianship (if applicable)?

Not Applicable

☒ I understand that this documentation will be required to enroll my student in AISD. I will provide this documentation either by upload here or by bringing my documentation to the campus.

Cancel

Finish

★If you mark Upload on any forms, you will be taken to an upload form after clicking Finish on the Supporting Documentation form.

Elementary Upload Documents

Use this page to upload all of the required documents for your students and make sure to include all needed information.

Files can be .png .jpg .gif .pdf

Elementary's Documents		
✓ 2025-2026 Parent/Guardian Photo ID ⓘ		
test.pdf	Status: Optional - Uploaded	Update File Download
2025-2026 Proof of Residency ⓘ		
No file selected	Status: Required - Not Uploaded	Upload File Download
2025-2026 Report Card ⓘ		
No file selected	Status: Not Required	Upload File Download

Back

★Then click Upload File and choose the file to upload. This function works on computers, tablets, and phones.

Upload Document

Please select a file you wish to upload.

Choose File

No file chosen

Close


Upload & Save

must complete Annual Forms as part of the registration process.

★Once the forms are Complete-Ready to Submit, then click Submit All Forms.


Elementary Student Annual Forms

2025-2026




Additional Student Information Form
Status: Complete - Ready to Submit

Edit




Consent Form
Status: Complete - Ready to Submit

Edit




Foster Military Form
Status: Complete - Ready to Submit

Edit




Health Form
Status: Complete - Ready to Submit

Edit



Student Residency Form
Status: Complete - Ready to Submit

Edit



Supporting Documentation
Status: Complete - Ready to Submit

Edit


Submit All Forms


★Congratulations on completing the enrollment/registration process!


✓ Elementary Student Annual Forms


2025-2026

 **Additional Student Information Form**
Status: Submitted ✓
[View Form](#)

 **Consent Form**
Status: Submitted ✓
[View Form](#)

 **Foster Military Form**
Status: Submitted ✓
[View Form](#)

 **Health Form**
Status: Submitted ✓
[View Form](#)

 **Student Residency Form**
Status: Submitted ✓
[View Form](#)

 **Supporting Documentation**
Status: Submitted ✓
[View Form](#)
[View Uploaded Documents](#)